

Crack the Hieroglyph

Code Use the alphabet chart to decode these important Ancient Egyptian words.































The Rosetta Stone

When archaeologists first began to study Ancient Egypt, they saw that there were **hieroglyphs** on many of the objects that they found, but no one was able to read it. This all changed in July 1799 when a large black stone was discovered by a French soldier in the Nile Delta in a place they called Rosetta. This is how it got the name the **Rosetta Stone**.

On the stone are 3 versions of exactly the same text in 3 different languages – Ancient Egyptian **Hieroglyphs** (for official and religious use); Ancient Egyptian **Demotic** (for everyday use) and **Ancient Greek**. Archaeologists could translate the Ancient Greek and from there they could finally work out how to read the hieroglyphs



https://commons.wikimedia.org/wiki/File:Hieroglyph_picture_write_alphabet.jpg

 A	 B	 B	 C	 D	 E
 F	 G	 H	 H	 I	 J
 K	 L	 M	 N	 N	 O
 P	 Q	 R	 S	 T	 T
 U	 V	 W	 X	 Y	 Z



Durham
University

Library and Collections



We would love to see your cracking codes. If your adults are happy with this, please ask them to email us any photographs to 4Schools@durham.ac.uk or they can post them on Twitter tagging [@dulearning](https://twitter.com/dulearning).